



District Report Card: 2017


State: Assam	District: Tinsukia
Class: 3	Subject: Mathematics
Schools: 61	Students: 1106


Participation/Coverage


Students

<div>GENDER</div> <div></div>	Boys		Girls	
	Number	%	Number	%
	567	51.27	539	48.73

<div>AREA</div> <div></div>	Rural		Urban	
	Number	%	Number	%
	958	86.62	148	13.38

<div>CATEGORY</div> <div></div>	SC		ST		OBC		GEN	
	Number	%	Number	%	Number	%	Number	%
	52	4.70	49	4.43	872	78.84	133	12.03

<div>CWSN</div> <div></div>	LD	VI	HI	S&LD	ID	Oth
	3	1	0	4	3	0

<div>Management</div> <div></div>	Government		Government-aided	
	Number	%	Number	%
	735	66.46	371	33.54

Average Performance of Students in Mathematics (%)

Overall	Gender		Area		Management		Social Group			
	Male	Female	Rural	Urban	Govt.	Aided	SC	ST	OBC	GEN
60.34	62.14	58.45	59.46	66.04	62.70	55.67	61.03	64.35	59.55	63.81

Performance on Learning Outcomes (LOs)

Learning Outcomes	Description	Average Performance(%)
M301	Reads and writes numbers up to 999 using place value	61.69
M302	Compares numbers up to 999 based on their place values	59.76
M303	Solves simple daily life problems using addition and subtraction of three digit numbers with and without regrouping	51.88
M304	Constructs and uses the multiplication facts (up till 10) in daily life situations	60.94
M305	Analyses and applies an appropriate number operation in the situation/ context	61.75
M306	Explains the meaning of division facts by equal grouping/sharing and finds it by repeated subtraction	63.92
M309	Identifies and makes 2D-shapes by paper folding, paper cutting on the dot grid, using straight lines etc.	80.80
M311	Fills a given region leaving no gaps using a tile of a given shape	57.73
M312	Estimates and measures length and distance using standard units like centimeters or meters & identifies relationships	28.36
M317	Reads the time correctly to the hour using a clock/watch	71.52
M318	Extends patterns in simple shapes and numbers	47.19
M319	Records data using tally marks, represents pictorially and draws conclusions	76.22

Range of Performance of Students who Answered Correctly							
Below 30%		30% - 50%		50% - 75%		Above 75%	
Number	%	Number	%	Number	%	Number	%
95	8.59	270	24.41	465	42.04	276	24.95

Lowest Performing Learning Outcomes (LOs)

- 1 - Estimates and measures length and distance using standard units like centimeters or meters & identifies relationships (28.36)
- 2 - Extends patterns in simple shapes and numbers (47.19)
- 3 - Solves simple daily life problems using addition and subtraction of three digit numbers with and without regrouping (51.88)
- 4 - Fills a given region leaving no gaps using a tile of a given shape (57.73)
- 5 - Compares numbers up to 999 based on their place values (59.76)